

The health and wellbeing of all attendees is our top priority to create a safe and comfortable event for everyone

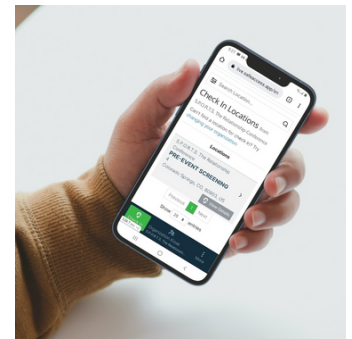
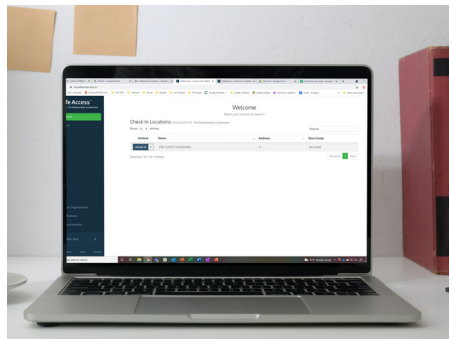
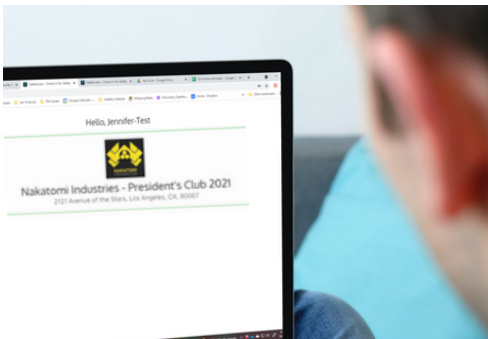
## 1 Accept your SafeAccess Invitation

Look for an email invitation from **no-reply@safeaccess.app**.  
**Click** on the link and **create your password**.



## 2 Click on the Event Banner

Tap on "CHECK IN" from your computer or the ">" from your mobile device and answer each question in the series.



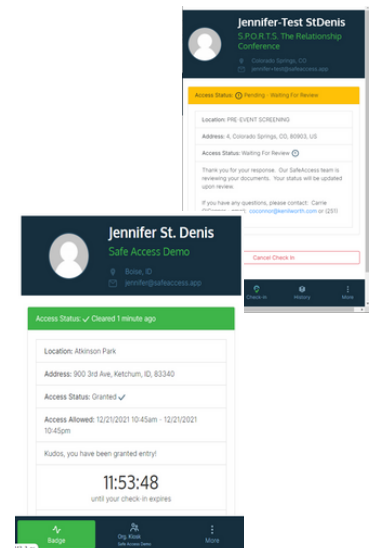
## 3 Check your Status!

Once complete, you'll receive a **Yellow Pending Access** status while your information is being verified. **Once Verified**, you'll receive an **email confirmation from "Reminders@safeaccess.app"**.

Return to [live.safeaccess.app](https://live.safeaccess.app) to check your status at any time. Tap on "Status" or "Badge"

### Tips

- SafeAccess isn't supported on Internet Explorer.
- You must have received your invitation email and clicked the link to complete the process.



Need help? Contact [support@safeaccess.app](mailto:support@safeaccess.app)